
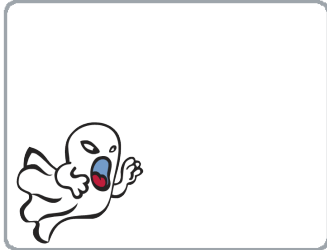


Glide

Move smoothly from one point to another.



<http://scratch.mit.edu>

5

SCRATCH

Glide



GET READY

New sprite:

Import a costume, or paint your own sprite.

TRY THIS CODE

when clicked

glide 1 secs to x: 20 y: 80

glide 1 secs to x: 10 y: -20

glide 2 secs to x: -110 y: -100

Try different numbers.

how long horizontal position vertical position


DO IT!



Click the green flag to start.

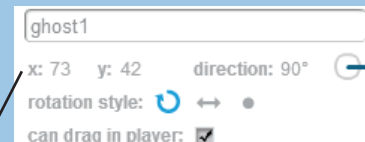
To see a sprite's current x y position:

EXTRA TIP




Click the **i**.

The x y position is shown here.




x:-240 y: 180 x: 240 y: 180



Here are the x and y positions on the Stage.

x:-240 y:-180 x: 240 y: -180

Make A Card



1. Fold the card in half.



2. Put glue on the back.



3. Cut along the dashed line.